



**FORMAN CHRISTIAN COLLEGE**  
(A CHARTERED UNIVERSITY)

USER MANUAL FOR FCCU  
MOODLE MOBILE  
APPLICATION

## Table of Contents

Introduction.....	3
Process of Connecting Moodle Mobile Application with FCCU LMS.....	3
Download the App: .....	3
Open the App: .....	3
Enter Site URL: .....	3
Log In: .....	4
Features in the Moodle Mobile Application: .....	4
Limitations in the Moodle Mobile Application: .....	5
Role: Teacher .....	5
Role: Student.....	5

## Introduction

The Moodle Mobile Application enables users to conveniently access semester courses and course materials directly from their iOS or Android mobile devices. This manual provides detailed, step-by-step instructions tailored for FCCU faculty and students to log in to the application and highlights the key features available in the Moodle Mobile App under the GPL license.

## Process of Connecting Moodle Mobile Application with FCCU LMS


To log in to the FCCU LMS site on Moodle Mobile Application, follow these steps:

### Download the App:

1. Go to the App Store (iOS) or Google Play Store (Android).
2. Search for “Moodle” and download the Moodle Mobile Application.

### Open the App:

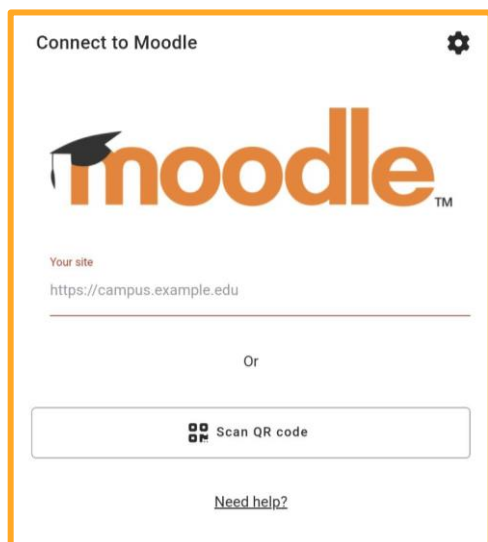
3. Tap on the Moodle icon to launch the application once it is downloaded and installed onto your mobile.
4. Select your role.
  - a. For Students “I’m a learner”.
  - b. For Instructor “I’m an educator”.



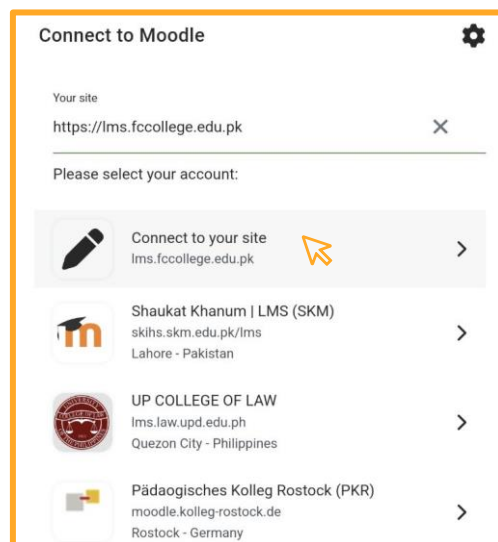
### Enter Site URL:

5. After selection of the role, the app will redirect you to “Connect to Moodle” screen. Add a below link under “Your site” field.  
<http://lms.fccollege.edu.pk>
6. After adding the link, the options will populate below on the screen (as shown in screenshot). Now tap on “Connect to your site”.

Hurray! you have successfully login to the FCCU Moodle Application.




3



## Log In:

7. Enter your username and password.
8. Tap “Log in” button to access your courses and dashboard.

Note: If you are finding an issue in login. Please visit [FCCU Moodle FAQ](#) page or contact us on [its.moodle.help@fccollege.edu.pk](mailto:its.moodle.help@fccollege.edu.pk).



## Features in the Moodle Mobile Application:

The Moodle Mobile Application provides several features under the GPL license, allowing users to utilize essential functionalities:

1. **Access to Course Content:**
  - a. View and download course materials, including documents and videos.
2. **Communication Tools:**
  - a. Send and receive messages from other users.
  - b. Participate in course forums for discussion.
3. **Activity Completion Tracking:**
  - a. View activities, quizzes, and assignments along with the submission attempts.
4. **Assignment Submission:**
  - a. Submit assignments with file uploads or text.
5. **Quiz Attempt:**
  - a. Take quizzes directly through the app.
6. **Offline Mobile Access:**
  - a. Download course materials for offline Mobile access.
7. **Calendar**

- a. View upcoming deadlines and events in the app calendar.
8. **Assignment Grading:**
- a. Teachers can view assignment submissions, grade students and provide feedback.

## Limitations in the Moodle Mobile Application:

Here are some features that will not be supported with the Moodle Application.

Note: We recommend using the Moodle Web Application to avoid limitations.

### Role: Teacher

1. **No Edit Mode:**
  - a. Teachers cannot enable editing mode to add, modify, or delete course resources and activities within the Mobile app. All course management actions must be done via the web version.
2. **Limited Resource and Activity Uploads:**
  - a. Teachers are unable to upload or create new resources (like files, pages, or URLs) directly in the app.
3. **Basic Forum:**
  - a. Teachers can participate in forums but cannot delete the post or lock the discussion.
4. **Limited Attendance Management:**
  - a. While teachers can mark attendance, they cannot set up new sessions or modify existing ones through the app.
5. **Gradebook Access Only:**
  - a. Teachers can view the gradebook but cannot edit grades or configure grade items directly in the app.
6. **Restricted Push Notifications:**
  - a. The Moodle Mobile Application does not provide push notifications.

### Role: Student

1. **Limited Offline Access:**
  - a. Only certain materials (like PDFs or files) are available offline through Moodle Mobile App. Interactive activities like quizzes, forums, and some assignments need an internet connection for updation / operation activity.
2. **Reduced Feedback Visibility:**
  - a. Students might have limited visibility of assignment feedback, especially if the feedback involves file attachments, multimedia, or detailed comments.
3. **Storage Capacity for Offline Content:**
  - a. Limited storage capacity of Mobile for downloaded resources can impact offline study sessions, especially if there are multiple large files or videos.
4. **Restricted Push Notifications:**
  - a. The Moodle Mobile Application does not provide push notifications.